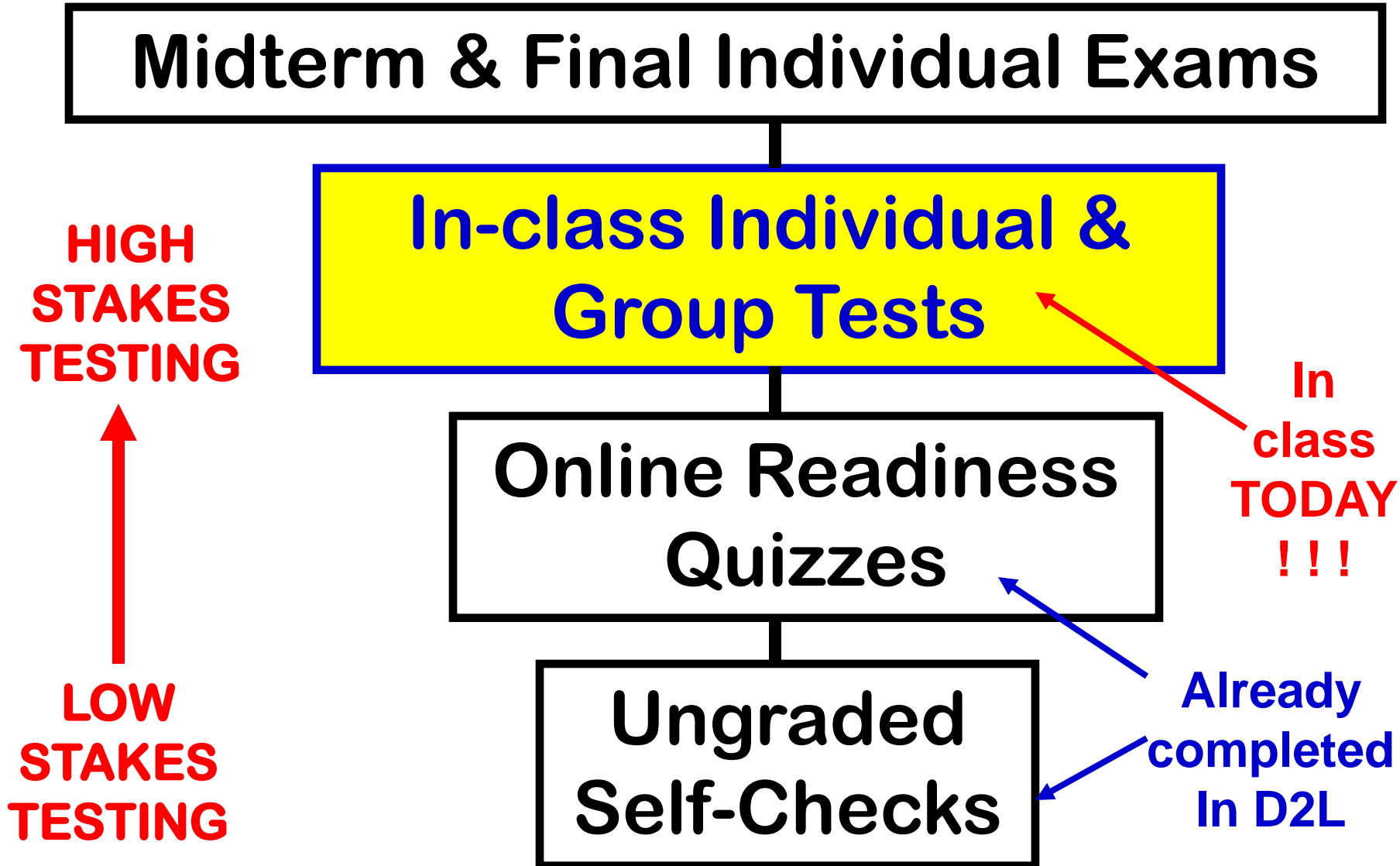


# HOW TO TAKE AN IN-CLASS TEST



# Multi-Tiered Testing Approach:



# INDIVIDUAL TEST PROCESS

- ✓ **Complete silence** is needed in the classroom during the INDIVIDUAL TEST.
- ✓ Sit in the general area of your **Group Location** when you come in. You will be given an **ANSWER FORM** when you come in -- put your **NAME & GROUP #** on it.
- ✓ When everyone is ready, Dr H & TA's will pass out the **TEST QUESTION SHEET** to each student.
- ✓ **Extra forms will be collected** – raise your hand if we miscounted so we can collect the extras.
- ✓ If you come in late, get a TEST & ANSWER FORM from the TA and sit near your group without disturbing anyone if possible (If you can't find a seat near your group, you can join them later for the Group Test.)

# You should already have your **INDIVIDUAL TEST** **ANSWER FORM** →

Be sure to enter your  
**NAME & GROUP #**  
on BOTH the **TEST**  
**QUESTION SHEET & THE**  
**ANSWER FORM**

*Also enter the* **TEST #**

**Today's Test is #1**

⊗ **INDIVIDUAL TEST # \_\_\_\_**  
**ANSWER FORM**

NAME \_\_\_\_\_


GROUP# \_\_\_\_\_

Each question is worth 2 pts. "Bubble in" the correct answer like this: *example:* [A]  [C] [D]

|     |     |     |     |     |
|-----|-----|-----|-----|-----|
| 1.  | [A] | [B] | [C] | [D] |
| 2.  | [A] | [B] | [C] | [D] |
| 3.  | [A] | [B] | [C] | [D] |
| 4.  | [A] | [B] | [C] | [D] |
| 5.  | [A] | [B] | [C] | [D] |
| 6.  | [A] | [B] | [C] | [D] |
| 7.  | [A] | [B] | [C] | [D] |
| 8.  | [A] | [B] | [C] | [D] |
| 9.  | [A] | [B] | [C] | [D] |
| 10. | [A] | [B] | [C] | [D] |

Start-Student  
Group # 0

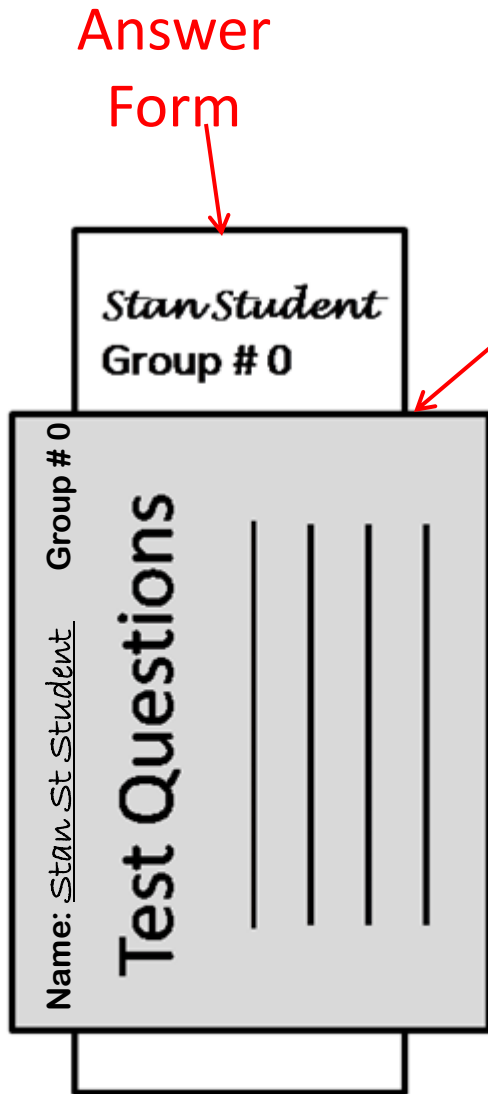
Test Questions



When you are done, **fold the TEST QUESTION SHEET in half** and **place this answer sheet inside** with only your **NAME & GROUP #** showing at the top. Then raise your hand. Someone will pick it up from you.

*Remember your answers for the GROUP TEST that will follow!*

TOTAL:  out of 20



When you are done, **fold the TEST QUESTION SHEET** in half and **place your ANSWER FORM inside** with **only your NAME & GROUP # showing at the top** .

Then raise your hand.  
Someone will pick it up from you.

**PLEASE PROTECT THE INTEGRITY  
OF YOUR ANSWER FORM &  
KEEP YOUR ANSWERS COVERED!**

TODAY:

While waiting for others to finish, you may do the following **IN SILENCE**:

- (1) Snooze, daydream, think deeply about GLOBAL CHANGE 😊  
... or plan your weekend

**Go CATS!! Beat Iowa!!**

- (1) Read the Wildcat – **allowed on Test Days only!** (no other reading material allowed & **absolutely NO PHONES OUT OR TEXTING**)

# INDIVIDUAL TEST PROCESS (cont.)

- ✓ When you have completed your test and filled in the answer form, **double check to be sure your NAME & GROUP # are on BOTH the TEST QUESTION SHEET & ANSWER FORMS.**
- ✓ Place the **ANSWER FORM** (with your name showing) **inside your FOLDED TEST QUESTION SHEET as directed** to hide your answers, raise your hand & a TA will collect the test items from you
- ✓ It's **very important to maintain the classroom silence** while others are finishing their tests. You **WILL** disturb your fellow students still taking the test if there is any talking / texting whatsoever! ☹️
- ✓ Students usually finish in ~20-25 minutes. **Please be patient!** All Answer Forms & Test Question Sheets must be collected before the **GROUP TEST** can begin.

✓ After all Answer Forms & Test Sheets are in, **students get into groups for the GROUP TEST.**

✓ **Send someone down to get your GROUP ANSWER FORM .**

✓ You will also **receive 2 colored copies of the TEST to use in your Groups.**

You'll now take the same test you just took as an individual within your group, so remember what you answered on your individual test for each question.



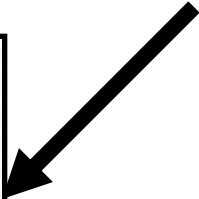
**Groups share and discuss the answers with each other & learn from each other doing this!**






You'll use the **"IF-AT" Form** for immediate feedback on your Group Tests & compute your group score yourselves.

Each question is worth **0.5 pts** on the **Group Test** for a total of **5 Group Pts** for the whole test




|     | A | B | C | D | Score |
|-----|---|---|---|---|-------|
| 1.  |   |   |   |   |       |
| 2.  |   |   |   |   |       |
| 3.  |   |   |   |   |       |
| 4.  |   |   |   |   |       |
| 5.  |   |   |   |   |       |
| 6.  |   |   |   |   |       |
| 7.  |   |   |   |   |       |
| 8.  |   |   |   |   |       |
| 9.  |   |   |   |   |       |
| 10. |   |   |   |   |       |

You scratch off the waxy covering to expose the box underneath. If it has a STAR in it, you have chosen the CORRECT answer!!



|     | A | B | C | D | Score |
|-----|---|---|---|---|-------|
| 1.  |   |   |   | ★ |       |
| 2.  |   |   |   |   |       |
| 3.  |   |   |   |   |       |
| 4.  |   |   |   |   |       |
| 5.  |   |   |   |   |       |
| 6.  |   |   |   |   |       |
| 7.  |   |   |   |   |       |
| 8.  |   |   |   |   |       |
| 9.  |   |   |   |   |       |
| 10. |   |   |   |   |       |

If the box is BLANK, you have selected an INCORRECT answer!



|     | A                        | B                        | C                        | D                                   | Score |
|-----|--------------------------|--------------------------|--------------------------|-------------------------------------|-------|
| 1.  | <input type="checkbox"/> | <input type="checkbox"/> | <input type="checkbox"/> | <input checked="" type="checkbox"/> | _____ |
| 2.  | <input type="checkbox"/> | <input type="checkbox"/> | <input type="checkbox"/> | <input type="checkbox"/>            | _____ |
| 3.  | <input type="checkbox"/> | <input type="checkbox"/> | <input type="checkbox"/> | <input type="checkbox"/>            | _____ |
| 4.  | <input type="checkbox"/> | <input type="checkbox"/> | <input type="checkbox"/> | <input type="checkbox"/>            | _____ |
| 5.  | <input type="checkbox"/> | <input type="checkbox"/> | <input type="checkbox"/> | <input type="checkbox"/>            | _____ |
| 6.  | <input type="checkbox"/> | <input type="checkbox"/> | <input type="checkbox"/> | <input type="checkbox"/>            | _____ |
| 7.  | <input type="checkbox"/> | <input type="checkbox"/> | <input type="checkbox"/> | <input type="checkbox"/>            | _____ |
| 8.  | <input type="checkbox"/> | <input type="checkbox"/> | <input type="checkbox"/> | <input type="checkbox"/>            | _____ |
| 9.  | <input type="checkbox"/> | <input type="checkbox"/> | <input type="checkbox"/> | <input type="checkbox"/>            | _____ |
| 10. | <input type="checkbox"/> | <input type="checkbox"/> | <input type="checkbox"/> | <input type="checkbox"/>            | _____ |


**BUT . . . IF AT first you don't succeed,  
you may try and try again until you finally  
select the correct answer with the star!**

|     | A | B | C | D | Score |
|-----|---|---|---|---|-------|
| 1.  |   |   |   | ★ |       |
| 2.  | ★ |   |   |   |       |
| 3.  |   |   |   |   |       |
| 4.  |   |   |   |   |       |
| 5.  |   |   |   |   |       |
| 6.  |   |   |   |   |       |
| 7.  |   |   |   |   |       |
| 8.  |   |   |   |   |       |
| 9.  |   |   |   |   |       |
| 10. |   |   |   |   |       |



No cheating allowed!! The position of the star moves from box to box and line to line so you can't "explore" to try to find it!

**IMPORTANT:** If you accidentally scratch off a box or make an errant scratch mark, it will count as a completely scratched off box, so BE CAREFUL!!!!



|     | A | B | C | D | Score |
|-----|---|---|---|---|-------|
| 1.  |   |   |   | ★ |       |
| 2.  | ★ |   |   |   |       |
| 3.  |   |   |   |   |       |
| 4.  |   |   |   |   |       |
| 5.  |   |   |   |   |       |
| 6.  |   |   |   |   |       |
| 7.  |   |   |   |   |       |
| 8.  |   |   |   |   |       |
| 9.  |   |   |   |   |       |
| 10. |   |   |   |   |       |

You SCORE your group form yourselves, based on the number of scratched off boxes needed to select the correct answer:

*If you uncover the star marking the correct answer:*

- with 1 box scratched off = 0.5 pts
- with 2 boxes scratched off = 0.3 pts
- with 3 boxes scratched off = 0.1 pts
- with 4 boxes scratched off = 0.0 pts

|     | A | B | C | D | Score |
|-----|---|---|---|---|-------|
| 1.  |   |   |   | ★ | .5    |
| 2.  | ★ |   |   |   | .3    |
| 3.  |   |   | ★ |   | .5    |
| 4.  |   |   |   |   |       |
| 5.  |   |   |   |   |       |
| 6.  |   |   |   |   |       |
| 7.  |   |   |   |   |       |
| 8.  |   |   |   |   |       |
| 9.  |   |   |   |   |       |
| 10. |   |   |   |   |       |

# WHEN YOU COMPLETE THE GROUP TEST:

✓ When you have completed your GROUP TEST and filled out your TOTAL SCORE on the GROUP ANSWER FORM, turn in your **GROUP ANSWER FORM** & **BOTH colored copies** of the **GROUP TEST SHEET** to the front desk

We will typically have a class activity after a test. Today **we'll finish up the the G-2 Wood Kits activity.**

When your group test is done, come and get your folder and continue working on G-2 – but **DON'T HOG THE WOOD** ! Share it with the other group you shared the wood kit with on Tuesday.

# RE-CAP of Individual Test procedure when you are finished:

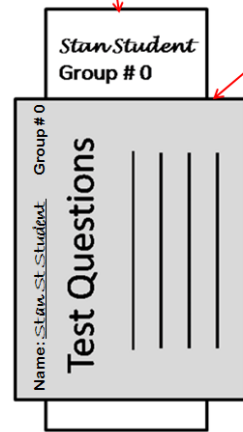
✓ Double check to be sure your **NAME & GROUP #** are on **BOTH** the **TEST & ANSWER FORM**.

✓ Insert the **ANSWER FORM (name & Group # visible)** inside your folded **TEST** to hide your answers like this → raise your hand & a TA will collect BOTH items from you

✓ **Maintain ABSOLUTE classroom silence** while others are finishing their tests. **NO** talking, texting, etc.

✓ While waiting for others to finish, you may do the following **IN SILENCE:**

- (1) Snooze, daydream, THINK (!) . . . or plan your weekend
- (2) Read the Wildcat (no other reading material allowed – and **absolutely NO PHONES OUT or TEXTING!**)





See you next Tuesday in class  
for the exciting  
(and extremely important)  
**RADIATION LAWS  
LECTURE!!!**  
& more of the  
“Saved by the Sun” video!