

Wednesday Sep 16<sup>th</sup> TODAY: TEST #1

TEST “FORMATION” TODAY:

Sit anywhere, but in the general area  
of your Group Table location

All you need is something to write with  
and your brain! 😊

(everything else: notes, backpacks, phones, etc.  
goes underneath your chair; keep the aisles free;  
earphones out; hats off please

ANNOUNCEMENT:

SELF TEST 3 & RQ-3 will be posted Thursday  
They are due NEXT MONDAY (Sep 21)  
(30 minutes before class)

# Multi-Tiered Testing Approach:

Midterm + Final Individual Exams

200  
pts  
each

4 In-class Individual (40 pts)  
& Group Tests (10 pts)

50 pts  
each

In  
class  
TODAY  
!!!

Online Readiness  
Quizzes (10 pts each)

Ungraded  
Self-Tests (0 pts)

Already  
completed  
In D2L

HIGH  
STAKES  
TESTING

LOW  
STAKES  
TESTING



You should already have  
your **INDIVIDUAL TEST**  
**ANSWER FORM** →

Be sure to enter your  
**NAME** on BOTH the **TEST**  
**QUESTION SHEET & THE**  
**ANSWER FORM**

*Also enter the* **TEST #**

**Today's Test is #1**


⊗ **INDIVIDUAL TEST # \_\_\_\_\_**  
**ANSWER FORM**

NAME \_\_\_\_\_

GROUP# \_\_\_\_\_

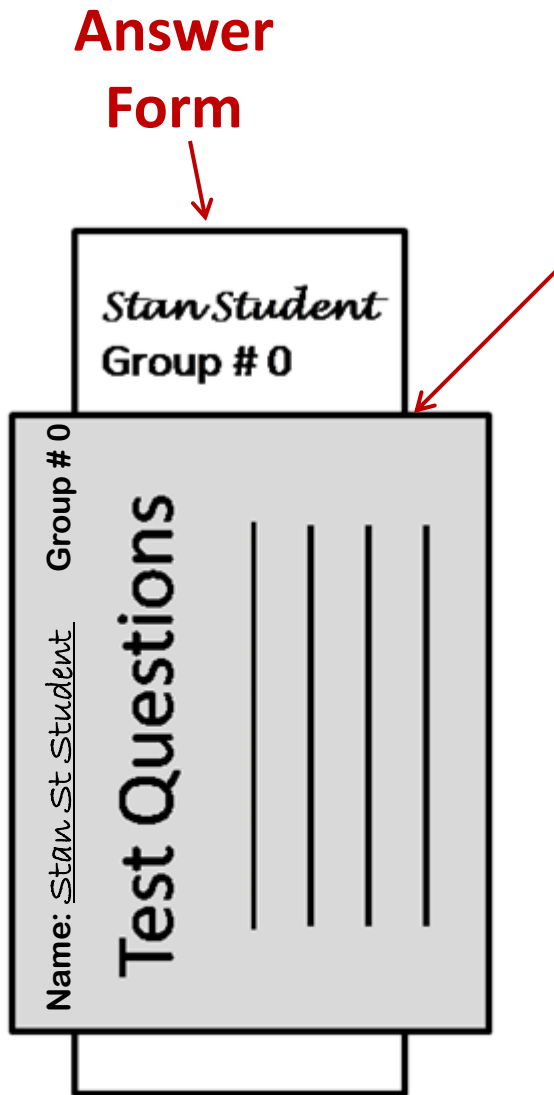
Each question is worth **4 pts** "Bubble in" the correct answer like this: *example:* [A]  [C]  [D]

1. [A] [B] [C] [D]  
2. [A] [B] [C] [D]  
3. [A] [B] [C] [D]  
4. [A] [B] [C] [D]  
5. [A] [B] [C] [D]  
6. [A] [B] [C] [D]  
7. [A] [B] [C] [D]  
8. [A] [B] [C] [D]  
9. [A] [B] [C] [D]  
10. [A] [B] [C] [D]

 When you are done, **fold the TEST QUESTION SHEET in half** and **place this answer sheet inside** with only your **NAME & GROUP #** showing at the top. Then raise your hand. Someone will pick it up from you.

*Remember your answers for the GROUP TEST that will follow!*

**Each Q is**  
**worth 4 pts**  
**Total = 40 pts**



When you are done, fold the **TEST QUESTION SHEET** in half and place your **ANSWER FORM** inside with only your NAME & GROUP # showing at the top .

Then raise your hand.

Dr H or a TA will pick it up from you.

**PLEASE PROTECT THE INTEGRITY OF YOUR ANSWER FORM & KEEP YOUR ANSWERS COVERED!**

# TESTS IN THIS CLASSROOM ARE SERIOUS BUSINESS!

**TODAY:** While waiting for others to finish,  
you may do the following **IN SILENCE**:

**NO TALKING!**



- 1) Snooze, daydream, think deeply about **GLOBAL CHANGE**. . . or plan your weekend, the post-game party, etc., etc. . . .
- 2) Read the Wildcat, another newspaper, or a novel.  
( **NO GC Class materials out during INDV or GROUP TESTS**)
- 3) And – of course! – **absolutely**  
**NO PHONE VIEWING or TEXTING!**
- 4) Lastly: the **STAY-IN-THE-CLASSROOM RULE**  
applies **more than ever** during **Indv AND Group Tests!**

➔ **“THE RULE”** is: stay in the room unless seriously ill; if you leave the classroom for any reason, you don’t come back in

You'll have ~20-25 minutes to finish.

All **Answer Forms & Test Question Sheets**  
**must be collected**  
before the **GROUP TEST** can begin.

**SILENCE IS ESSENTIAL**

**DO NOT DISTURB OTHERS WHO ARE  
STILL TAKING THE TEST !**

(There will be plenty of time to talk all you  
want during the **GROUP Test!**)

# To do well on the Test . . .

1. READ CAREFULLY . . .
2. Use the WORDS that are **BOLDED** or UNDERLINED to help you decide between answer choices that look similar

**OK, time to put yourselves in . . .**

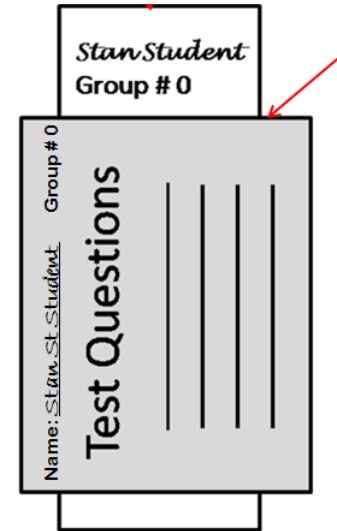
**Silent Mode**





# RE-CAP of Individual Test procedure when you are finished:

- ✓ **Double check to be sure your NAME & GROUP #is on BOTH the TEST & ANSWER FORM.**



- ✓ Insert the **ANSWER FORM (name visible)** inside your folded **TEST** to hide your answers like this **↑**  
raise your hand & a TA will collect BOTH items from you

- ✓ **Maintain ABSOLUTE classroom silence** while others are finishing their tests. . . . **NO talking, NO PHONES or LAPTOPS OUT NO TEXTING!**  
**NO LEAVING THE CLASSROOM**

**GROUP  
TEST  
PROCEDURE**

After you are rearranged into groups and “count off (#1 - #4), you’ll be given a copy of the **EXACT SAME TEST** you just took & a **GROUP “IF-AT” ANSWER FORM**



TEST #1 GC-170A1 2015 GROUP TEST - Print AND sign your names below **GROUP #**

1. \_\_\_\_\_ 2. \_\_\_\_\_ 3. \_\_\_\_\_ 4. \_\_\_\_\_

1. \_\_\_\_\_ 2. \_\_\_\_\_ 3. \_\_\_\_\_ 4. \_\_\_\_\_

#1 Blah, blah blah \_\_\_\_\_

#2 Blah, blah blah \_\_\_\_\_

#3 Blah, blah blah \_\_\_\_\_

#4 Blah, blah blah \_\_\_\_\_

#5 Blah, blah blah \_\_\_\_\_

### GROUP IF-AT ANSWER FORM

GROUP # \_\_\_\_\_

TEST \_\_\_\_\_

	A	B	C	D	Score
1.					
2.					
3.					
4.					
5.					
6.					
7.					
8.					
9.					
10.					


**TOTAL SCORE =**  
*(out of 10)*

After you agree AS A GROUP on the Answer to Question #1, STUDENT #1 scratches off the waxy covering for Q1. If it has a STAR in it, you have chosen the CORRECT answer!!

	A	B	C	D	Score
1.				★	
2.					
3.					
4.					
5.					
6.					
7.					
8.					
9.					
10.					

**PASS THE FORM AROUND** from Student to Student as you go from Question to Question . . .


If the box is **BLANK**, your group has selected an **INCORRECT** answer!



	A	B	C	D	Score
1.				★	
2.					
3.					
4.					
5.					
6.					
7.					
8.					
9.					
10.					

If-At Answer Form

**BUT . . . “IF AT”** first you don’t succeed,  
**DISCUSS THE QUESTION AGAIN** and try  
again **until you finally get the correct  
answer with the star!**



	A	B	C	D	Score
1.				★	
2.					
3.					
4.					
5.					
6.					
7.					
8.					
9.					
10.					

**If-At Answer Form**

No “cheat- scratching” allowed!! **The position of the star moves from box to box and line to line so you can’t “explore” to try to find it!**

**IMPORTANT:** If you accidentally **scratch off a box on the wrong line** or make an errant scratch mark, it will count as a completely scratched off box, so **BE CAREFUL!!!!**

The image shows a scantron-style answer form with 10 rows and 5 columns. The columns are labeled A, B, C, D, and Score. Each row is numbered 1 through 10. The boxes in columns A, B, and C are mostly empty, but some have faint marks. The box in column D, row 1, contains a star. A red arrow points to a scratch mark in the box in column C, row 3.

	A	B	C	D	Score
1.				★	
2.					
3.			↘		
4.					
5.					
6.					
7.					
8.					
9.					
10.					

If-At Answer Form

You may SCORE your group form yourselves, based on the **number of scratched off boxes** needed to select the **correct answer** and reveal the **star**:

*The scoring rubric is as follows for the GROUP FORM:*

1 (correct) box scratched off = 1.0 pt

2 boxes scratched off = 0.5 pt

3 boxes scratched off = 0.2 pt

4 boxes scratched off = 0.0 pts

	A	B	C	D	Score
1.					1.0
2.					0.5
3.					1.0
4.					0.2
5.					0.0
6.					
7.					
8.					
9.					
10.					





## WHEN YOU COMPLETE THE GROUP TEST:

- 1) **WORK** on a **NEW & IMPROVED outline WORLD MAP!**  
**All 7 continents, WITH Equator, other latitudes**
- 2) **Draw and label with these symbols:**
  - The major mountain ranges 
  - The major desert areas 
  - The major areas of boreal forests 
  - The major areas of tropical rainforest 
  - The major areas of tundra 
  - The major warm and cold ocean current
- 3) **TAKE A PHOTO OF YOUR IMPROVED & WAIT FOR MORE INSTRUCTIONS** on what's next!

**OK . . .**

- 1) GO TO YOUR GROUP AREA (diagram)**
- 2) Rearrange 2 Tables for GROUP WORK**
- 3) When arranged, count off #1 – 4**
- 4) Student #3 GETS GROUP FOLDER**

**GO FOR IT!!**